


the  
Jesus   
Storybook  
Bible  
Curriculum

## God sends help

Pentecost, from Acts 1–5; John 15

☉ Please see the curriculum Introduction .pdf for more guidance on praying with your group and on Scripture memory.

☉ The total allotted time per lesson is 45 minutes. This is the minimum amount of time it would take to complete the whole lesson. The time can easily be extended to increase the lesson to as much as 1.5 hours. If you have more than the allocated 45 minutes, please use the extra time to extend the time for activities, to learn the memory verse, and to pray.

☉ The “Notes for Teachers on the Text” section is intended as explanation of the Bible text and advance preparation for you only; it is not expressed in terms or language the children could understand.

*The Jesus Storybook Bible Curriculum*  
By Sally Lloyd-Jones and Sam Shammas

Copyright © 2011 by Sally Lloyd-Jones (text) and Jago (illustrations). All rights reserved. The original purchaser of this product shall have the right to make unlimited paper copies to facilitate the use of this curriculum by the original purchaser, provided such copies are not resold or distributed to the general public. Otherwise, no part of this publication may be reproduced, stored in a retrieval system, or transmitted in any form or by any means — electronic, mechanical, photocopy, recording, or any other — except for brief quotations in printed reviews, without the prior permission of the publisher.

The “Notes for Teachers on the Text” were written and developed from material by Timothy Keller and Redeemer Presbyterian Church and are used by special permission.

Some of the activity ideas in the curriculum were contributed by Juliet Lloyd-Jones and are used by special permission.

All Scripture quotations are taken from The Holy Bible, *New International Version*®, *NIV*®.  
Copyright © 1973, 1978, 1984, 2011 by Biblica, Inc.™. Used by permission. All rights reserved worldwide.

## Recap of the Previous Story

3 min. 

- ☉ Welcome the children and ask them to sit in a circle.
- ☉ Briefly recap the main points of the previous stories: “We have been talking about Jesus’ death and resurrection. Jesus died on the cross for our sins and three days later he rose from the dead. Last time we learned that Jesus told the disciples and us that we should be telling other people about him. We also memorized a verse about why Jesus died and was raised to life.”

- ☉ Ask them to recite together the verse they learned at home about the story. “1 Peter 3:18 — ‘Christ died for sins once for all, to bring you to God’”
- ☉ To lead into the theme of today’s story, say: “We all like talking about things that are important to us.”

## Activity Introducing the Story

10 min. 

**Aim:** To expend energy and introduce the idea of telling others about Jesus.

**Materials:** A stopwatch or some way of timing 20-second intervals.

1. Say: “If something is important to us, we like telling others about it. May I have a volunteer to go to the center of the circle and talk about something for 20 seconds? It can be anything at all. You can talk about a sport for 20 seconds or your family or your pet or your favorite toy or anything you like for 20 seconds. But you have to talk about your subject nonstop for 20 seconds. I will time you. Who will take the challenge?”
2. Ask someone to go to the center of the circle and say “Go!” Time 20 seconds and then say “Stop.” Comment appropriately and encouragingly.

3. Allow as many children as possible to take turns doing this.
4. Toward the end of the allocated time, ask if anyone is willing to talk about Jesus for 20 seconds. Ask a child or two to do this.
5. It would be good if you or one of the other teachers could take a turn and recap the gospel in 20 seconds.
6. At the end of the activity, say: “Sometimes it can be hard to talk about Jesus—even for just 20 seconds. But since Jesus is important to us, we should like telling others about him. Jesus promises the disciples and us that he will help us do that. Today’s story tells us how. Ready?”

**For larger groups:** You may want to divide the group into smaller circles, each with a teacher, so that more children get a turn.

Join the children in the circle and announce the title of the story. Read aloud pages 326–333 from *The Jesus Storybook Bible* or listen to CD3 track 13.

### Notes for Teachers on the Text

Before his death, Jesus told those who were spiritually thirsty to come to him and drink. He promised that rivers of living water would flow out of them, speaking symbolically of the Holy Spirit who hadn't been given, because Jesus had not yet been glorified (John 7:37–39).

Jesus later said it was for our good that he was going away and he promised to send the Counselor, the Advocate, who would convict the world with regard to sin and righteousness and judgment (John 16:7).

Then, Christ's last words before his ascension assured his disciples that they would receive power when the Holy Spirit came, that would result in their being bold witnesses of his death and resurrection (Acts 1:8).

It is in Acts 2:1–36 that we see Jesus' promises about the Holy Spirit fulfilled. Pentecost was 50 days after Christ was resurrected and just 10 days after his ascension. Jesus had instructed the disciples not to leave Jerusalem to be his witnesses until they received "the gift," the power of the Holy Spirit (Acts 1:4, 8). At Pentecost they were filled with the Holy Spirit and then Peter was empowered to explain what was happening. Peter says in his sermon in Acts 2:33 that Jesus was "exalted to the right hand of God, [where] he has received from the Father the promised Holy Spirit and has poured out what you now see and hear." He describes Jesus' resurrection and exaltation as fulfillment of prophecy and God's foreordained plan, and he points to the gift of the Holy Spirit as proof of Christ's lordship.

In Ephesians 1:17–18, Paul prays for the Ephesians and asks that the Spirit of wisdom and revelation will enlighten the eyes of their hearts in order that the Ephesians might know the hope to which God has called them, and the riches of his glorious inheritance in the saints. Does Paul think the Ephesians don't know that they have this hope and inheritance? No, of course they know it intellectually. But Paul here says that the Spirit "enlightens the eyes of the heart" and shows us the "glory" and "riches" of it all. In Ephesians 3:18–19, Paul says that the Spirit will strengthen us in the inner being so that we might receive power to grasp "how wide and long and high and deep is the love of Christ, and to know this love that surpasses knowledge—that you may be filled to the measure with all the fullness of God."

This is the fullness of the Spirit. It is to take truths that we know—like the love of Christ—and meditate on them, seeking the Spirit's help, until we find ourselves with the "power to grasp" and we find the dimensions of God's love simply overwhelm us and fill us up. To the degree that we have an awareness of Jesus as our righteousness and holiness before the Father, to the degree that we understand our position in him before God, to that degree we will have the courage, love, and power to obey God and tell others about Jesus.

This is Paul's prayer for his people. This is what happens at every place that "the fullness of the Spirit" is mentioned. The truth begins to shine out; we hear God saying, "You are my beloved"; and it revolutionizes us, making us effective ambassadors of his kingdom.

# Understanding the Story

15 min. 

**Aim:** To understand who the Holy Spirit is and what he does.

**Materials:** Crayons; copies of the handout (the last page of this document).

1. At the end of the story, say: “Isn’t that an amazing story! The disciples go from hiding scared in a dark room one minute to telling everyone in the streets about Jesus the next minute. I’m going to retell the story of how that happened. Some of the things I say will be true and some will not be true. I will then say ‘Go!’ If what I say is true, stand up and raise both your hands in the air. If what I say is not true, then curl up into a ball. Ready?”

2. Read aloud the statements in the table below, saying “Go!” after each one. When the children have either stood up or curled up, use the questions/comments to check understanding. After commenting, ask them to sit down or uncurl. Say “Ready?” and announce the next statement.

STATEMENT	ANSWER	QUESTIONS/COMMENTS
Jesus’ disciples were in Bethlehem.	NOT TRUE	Where were they? Say it together. Jerusalem.
Jesus had told his disciples to wait in Jerusalem.	TRUE	Jesus had told them to do something else too. Raise your hand if Jesus told them to tell no one about him. Raise your hand if Jesus told them to tell everyone, everywhere about him. Good, hands down.
The disciples were scared and hiding.	TRUE	Why were they scared and hiding? There are three reasons. Who thinks they know? Yes, Jesus was gone; the Leaders were after them; and Jesus had told them to tell others about him and they didn’t know how.
As they waited, they played football.	NOT TRUE	What did they do? Yes, they prayed.
Suddenly, there was a loud sound of wind and flames appeared; then Jesus himself came to live inside them through the Holy Spirit.	TRUE	Raise your hand if you think the Holy Spirit is God. Good, hands down.
Peter started to tell people fishing stories.	NOT TRUE	What did Peter do? Yes, he started to tell people about Jesus.
Peter told people all about Jesus. He told them that Jesus had died for them and had rescued them. He told them that Jesus was alive. He told them to stop sinning and running away from God.	TRUE	How was Peter suddenly able to tell people about Jesus — who helped him? Say it together. Yes, the Holy Spirit helped him.

STATEMENT	ANSWER	QUESTIONS/COMMENTS
The people could not understand Peter because they did not all speak the same language.	NOT TRUE	It is not true. Everyone could understand Peter no matter what language they spoke.
Jesus sent his Spirit to help the disciples obey him and tell others about him.	TRUE	Stand up if you believe the Holy Spirit also helps us to obey Jesus and tell others about him. Good, sit down.
Many people believed, and the news about Jesus spread.	TRUE	It is true. The End for now!

3. At the end of the activity, give each child a copy of the handout and a crayon. Say: "On your paper you can see Peter speaking to a crowd of people. Who helped Peter to tell the crowd about Jesus? Say it all together. Correct, the Holy Spirit. There are eight things about the Holy Spirit hidden in the buildings. But some of the vowels are missing from the words. Fill in the letters A, E, I, O, and U to get eight descriptions of the Holy Spirit. You may work in pairs. You have 1 minute."

4. You may want to write the five vowels on a blackboard to help them. After a minute, ask someone to read the eight descriptions aloud.

**For larger groups:** You may want to divide the group into smaller circles, each with a teacher. Each teacher can then work with their circle on understanding what is true and not true.

---

## Drawing the Story to a Close

1 min. 

Say: “If you believe in Jesus, God the Holy Spirit lives in you and will be with you. It is like having Jesus with you always.”

Say: “The Holy Spirit will help you to do what God wants and help you tell others about Jesus.”

---

## Jesus in the Story

2 min. 

Ask: “What did we discover about Jesus from today’s story?”

Get a few children to share their answers aloud, commenting appropriately; then ask everyone to write an answer in the space on their handout.

---

## Praying about the Story

5 min. 

Pray aloud, thanking God that the Holy Spirit lives in everyone who believes in Jesus. Pray that the Holy Spirit would help you and the children to obey and tell others about Jesus.

Ask the children to think of someone they could talk to about Jesus and to pray that God would help them to do so.

---

## A Verse from the Story to Learn at Home


2 min. 

🕒 Introduce the verse: “The verse we are going to memorize is a great verse to tell others about Jesus.”

🕒 Announce the verse: “Your verse to learn at home is John 3:16 — ‘For God so loved the world that he gave his one and only Son, that whoever believes in him shall not perish but have eternal life.’”

🕒 Read the verse out loud together as a group. Explain any unfamiliar words.

🕒 Remind the children to give the handout to their parents and to memorize the verse for next time.



☉ Jesus in the Story




What did you discover about Jesus from this story?

→ Jesus

☉ A Verse from the Story to Learn at Home

For God so loved the world that he gave his one and only Son, that whoever believes in him shall not perish but have eternal life.  
(John 3:16)



Notes for parents: From the story we learned that God has sent his Holy Spirit to be with us and live in us. The Holy Spirit helps us to obey God and to tell others about Jesus.

Please help your child to memorize the verse and the Scripture reference for next time. Please review with them the place of the book of John, using the diagram above.