


the
Jesus 
Storybook
Bible
Curriculum

The Servant King

The Last Supper, from Mark 14 and John 13–14

☉ Please see the curriculum Introduction .pdf for more guidance on praying with your group and on Scripture memory.

☉ The total allotted time per lesson is 45 minutes. This is the minimum amount of time it would take to complete the whole lesson. The time can easily be extended to increase the lesson to as much as 1.5 hours. If you have more than the allocated 45 minutes, please use the extra time to extend the time for activities, to learn the memory verse, and to pray.

☉ The “Notes for Teachers on the Text” section is intended as explanation of the Bible text and advance preparation for you only; it is not expressed in terms or language the children could understand.

The Jesus Storybook Bible Curriculum
By Sally Lloyd-Jones and Sam Shammas

Copyright © 2011 by Sally Lloyd-Jones (text) and Jago (illustrations). All rights reserved. The original purchaser of this product shall have the right to make unlimited paper copies to facilitate the use of this curriculum by the original purchaser, provided such copies are not resold or distributed to the general public. Otherwise, no part of this publication may be reproduced, stored in a retrieval system, or transmitted in any form or by any means — electronic, mechanical, photocopy, recording, or any other — except for brief quotations in printed reviews, without the prior permission of the publisher.

The “Notes for Teachers on the Text” were written and developed from material by Timothy Keller and Redeemer Presbyterian Church and are used by special permission.

Some of the activity ideas in the curriculum were contributed by Juliet Lloyd-Jones and are used by special permission.

All Scripture quotations are taken from The Holy Bible, *New International Version*®, *NIV*®.
Copyright © 1973, 1978, 1984, 2011 by Biblica, Inc.™. Used by permission. All rights reserved worldwide.

Recap of the Previous Story

3 min. 

- ☉ Welcome the children and ask them to sit in a circle.
- ☉ Briefly recap the main points of the previous stories: “We have been talking about God’s love, grace, and forgiveness. We have seen that we are all sinners and we all need Jesus to rescue us. We also memorized a verse about how Jesus carries out that rescue.”

- ☉ Ask them to recite together the verse they learned at home about the story. “Mark 8:31 – ‘The Son of Man must be killed and after three days rise again.’” Remind them that “Son of Man” is just a way that Jesus refers to himself.
- ☉ To lead into the theme of today’s story, say: “In that verse Jesus tells his disciples about his death. Jesus knows he is going to be killed; it is part of the rescue plan. In our story today Jesus explains more about his death and this rescue plan.”

Activity Introducing the Story

10 min. 

Aim: To expend energy and introduce some key aspects of the story.

Materials: 4 large papers – one has the words “Feet Washing” written on it, the second, “30 Pieces of Silver,” the third, “Passover,” and the fourth, “The Last Supper”; a way of taping the papers to the walls.

1. Say: “There are four aspects of Jesus’ death that we are going to look at in our story. I am going to label the four corners of our room with them.”
2. Attach the cards to the walls in the corners of the room, calling out the names as you attach them: “feet washing, 30 pieces of silver, Passover, the Last Supper.”
3. Explain the game: You will stand in the center of the circle and close your eyes. You will say “Go!” Everyone should choose one of the four corners and run to that corner. You will call out the name of one of the corners and then open your eyes. All the children standing in that corner are “out” and sit back down in the circle. You will say “Go!” again. The children who are still standing run to another corner. You will call out the name of a corner with your eyes closed, and so on until everyone is out.

4. Play this quickly without pausing too much in between calling out the names. Make sure you call out each name at least once. Feel free to also comment game-show host style to make the game more fun.
5. If you have time, play again; you might allow a child to take your place.
6. At the end of the allocated time, ask the children to sit back down in the circle. Leave the names attached to the corners. Say: “Feet washing, 30 pieces of silver, Passover, the Last Supper – each of those things tells us something about Jesus’ death. Let’s read the story to find out what they tell us.”

Join the children in the circle and announce the title of the story. Read aloud pages 286–293 from *The Jesus Storybook Bible* or listen to CD3 track 8.

Notes for Teachers on the Text:

In John 13 we read that Jesus washed his disciples' feet. It was unheard of for a master to wash his pupils' feet. This incident is remarkable not just because Jesus did this in spite of who he is (the eternal Son of God); it is incredible that he did this in spite of what he was facing. Jesus was facing torment and death, and facing something much greater than torment and death—he was facing dying for the world's sin. And yet, he washed their feet. In spite of what he was facing, he was thinking of them; he was serving them.

Note, it doesn't say he washed the feet of eleven or ten. He washed all their feet. When he came to Judas, to the feet of the person who was about to arrange for his torment and death, he washed his feet. He washed the betrayer. So Jesus did not just serve in spite of who he is, and in spite of what he was facing—he also served in spite of who they were—in spite of what they had done or were about to do.

When Jesus presided over the Last Supper and said, "This is my body and blood," he was drawing parallels between the Passover event and his own mission. Jesus was revising the Passover meal that Moses had said was to be done as a perpetual ordinance (Exodus 12:14). This is a tremendous claim. Jesus is saying something like this: "My death is the central and climactic event toward which the whole story of the people of God and the history of salvation has been moving. Every other deliverance by every other leader, every other sacrifice, every other prophet, priest, and king—all have been pointing to this night. I am about to deal with evil and sin and death once and for all."

Note just a few things that we learn about the meaning of Jesus' death from the parallels with Passover:

☉ Jesus' death was absolutely necessary. We are all subject to the angel of death. We are under judgment unless we take shelter under the blood of the Lamb. Thus Jesus' death means nothing unless there is wrath and danger and judgment to be saved from.

☉ Jesus' death was a sacrifice. He is the Passover Lamb—the one to whom all the Passover feasts pointed. Jesus' reference to his blood is important. The Old Testament tells us that only through the shedding of blood can sin be atoned for (see Leviticus 17:11 and also Hebrews 9:22).

☉ Jesus' death was substitutionary. A lamb was slain so that the Israelite firstborn would not be. Jesus did not die to pay for anything of his own; he died in our place, instead of us, as our substitute.

☉ Jesus' death was a perfect and sufficient sacrifice. Just as the Passover lamb had to be without blemish, so Jesus was perfect and sinless. Because he was perfect, his death is of infinite value. We can add nothing to it.

☉ Jesus' death was poignant. By Jesus characterizing himself as a lamb, he shows how vulnerable, weak, and helpless he became. "He was led like a lamb to the slaughter, and as a sheep before its shearers is silent, so he did not open his mouth" (Isaiah 53:7). Though he is all-powerful—he became "nothing" (Philippians 2:7) for us.

Understanding the Story

15 min. 

Aim: To start to understand the meaning of Jesus' death.

Materials: 1 large poster-size paper for each group of 3-4 children; child-safe glue; decorating items, e.g., stickers, pieces of colored paper, tin foil, etc.; crayons; copies of the handout (the last page of this document).

1. At the end of the story, say: "Did you spot the names of the four corners as we read the story? Each of those names tells us something about how and why Jesus died."
2. Divide the circle into groups of three or four children. Give each group (and their teacher) a large paper, some crayons, and decorating items. The paper should be large enough to allow everyone in the group to draw on it at the same time.
3. On the top of the paper each teacher should write and announce the words: "What do we know about Jesus' death from ...?" Then they should divide the paper with crayon drawn lines into four segments and label and announce the segments as feet washing, 30 pieces of silver, Passover, and the Last Supper.
4. Each teacher should then assign each child in their group to one of the segments. The teacher should assign themselves one of the segments if the group has only three children.
5. Each teacher should read aloud the appropriate section from *The Jesus Storybook Bible* for each segment, pausing in between to assign drawing that segment to the appropriate child. The teacher may also want to read aloud all the segments before the children start to draw in their assigned segment.

SEGMENT 1 – FEET WASHING

STORY	QUESTIONS/COMMENTS	POSTER
Jesus knelt down and washed his disciples' feet.	Say: "Teachers do not wash disciples' feet; it is the servant's job. Kings do not wash anyone's feet. Then why did Jesus do this? Correct, he is the Servant King."	Write: "Servant." Ask: "Who is Feet Washing? You get to draw a crown around the word 'servant.'"
	Say: "What do we know about Jesus' death from the feet washing? We know that Jesus is the Servant King."	

SEGMENT 2 – 30 PIECES OF SILVER

STORY	QUESTIONS/COMMENTS	POSTER
One of Jesus' disciples was going to help the leaders capture Jesus.	Ask: "What was his name? Say it all together."	Write: "Judas."
	Ask: "What was his price? Say it all together."	Ask: "Who is 30 Pieces of Silver? You get to draw 30 pieces of silver."
	Say: "What do we know about Jesus' death from the 30 pieces of silver? We know that Judas would help the leaders capture Jesus."	

SEGMENT 3 – PASSOVER

STORY	QUESTIONS/COMMENTS	POSTER
It was Passover, the time when God's people remembered how God had rescued them from being slaves in Egypt.	Ask: "Can anyone remember how God rescued his people?" Get suitable answers.	Write: "Rescue."
Every year they killed a lamb and ate it. And they would say: "The lamb died instead of me."	Say: "Let's say that all aloud together: 'The lamb died instead of me.' Ready?"	Write: "The lamb died instead of me." Ask: "Who is Passover? You get to draw lambs."
	Say: "What do we know about Jesus' death from Passover? We know that Jesus the Lamb died instead of us."	

SEGMENT 4 – THE LAST SUPPER

STORY	QUESTIONS/COMMENTS	POSTER
Jesus and his disciples were having the Passover meal together. Jesus picked up some bread and broke it. He said, "My body is like this bread."	Ask: "When was Jesus' body broken? Say it together. Correct, on the cross."	Write: "Jesus said, 'This is my body.'"
Jesus picked up a cup of wine. He said, "This cup of wine is like my blood which is poured out for many for the forgiveness of sins."	Ask: "When was Jesus' blood poured out? Say it together. Correct, on the cross."	Write: "Jesus said: 'This is my blood.'" Ask: "Who is The Last Supper? You get to draw pieces of bread and the cup. You also need to draw a cross."
Jesus said, "Do this in remembrance of me."	Ask: "Do you know when Christians do this today? When we remember that Jesus rescued us."	Write: "The Lord's Supper."
	Say: "What do we know about Jesus' death from the Last Supper? We know that Jesus' body is broken and his blood poured out for us on the cross."	

6. Allow time for the children to draw in and decorate their assigned segment, helping them out where needed.
7. Toward the end of the allocated time, ask the children to help you put away the decorating items and sit back down in the circle. Display all the posters in the center for everyone to see.
8. Say: "What do we know about Jesus' death from feet washing, 30 pieces of silver, Passover, and the Last Supper? You have drawn some great answers. We know from the feet washing that Jesus is the Servant King. We know Judas was given 30 pieces of silver to help the leaders capture Jesus. We know that Jesus the Lamb died instead of us. And we know that Jesus' body is broken and his blood poured out for us on the cross."
9. Give each child a copy of the handout and a crayon. Say: "On your paper there is a picture of the bread and the cup, and some sentences with some missing words. Use the code to find the missing words. You may work in pairs if you like. You have 1 minute. Ready? Go!"
10. Give the children 1 minute to fill out the missing words, and then ask someone to read each of the sentences aloud.

For larger groups: You may need each teacher to be responsible for two groups and therefore two posters.

Drawing the Story to a Close

1 min. 

Say: “Jesus is the Servant King and the Passover Lamb. He knew he had to die to rescue us.”

Say: “His body was broken and his blood was poured out on the cross so we could be saved.”

Jesus in the Story

2 min. 

Ask: “What did we discover about Jesus from today’s story?”

Get a few children to share their answers aloud, commenting appropriately; then ask everyone to write an answer in the space on their handout.

Praying about the Story

5 min. 

Pray aloud, thanking God that Jesus’ body was broken and his blood poured out on the cross so we could be saved. Thank God that Jesus is the Servant King and the Passover Lamb who died in our place to rescue us from our sin.

Ask the children to pray praises to God, thanking him that Jesus died in our place to rescue us from our sin.

A Verse from the Story to Learn at Home

2 min. 

☉ Introduce the verse: “Jesus knew he was going to die. The verse we recited at the start was from one of the times Jesus talked about his own death. Remember, ‘Son of Man’ is just a way Jesus referred to himself.”




☉ Announce the verse: “So, your verse to practice at home is Mark 8:31 — ‘The Son of Man must be killed and after three days rise again.’”

☉ Read the verse out loud together as a group.

☉ Remind the children to give the handout to their parents and to memorize the verse for next time.



Jesus said:




“This is my b   .

b _ _ _ _







Jesus said:

“This is my b    .

b _ _ _ _ _

In the Lord’s Supper we remember that Jesus’ body was broken and his blood poured out on the c    so we could be saved.

c _ _ _ _ _

 = d	 = l	 = o
 = r	 = s	 = y

Jesus in the Story



What did you discover about Jesus from this story?



Jesus

A Verse from the Story to Learn at Home

The Son of Man must be killed and after three days rise again. (Mark 8:31)



Notes for parents: From the story we learned about the Last Supper. We also learned that Jesus is the Servant King, whose body is broken and whose blood is poured out for us on the cross.

Please help your child to memorize the verse and the Scripture reference for next time. Please review with them the place of the book of Mark, using the diagram above.

